



fill level



water level



pressure



temperature



flow



visualization



signal converter



sensoric



Technical Information

Transcont UTN 500

Universal head transmitter for resistance thermometers (RTD), thermocouples, resistance and voltage transmitters, PC programmable, for installation in a terminal head form B

Application

- PC programmable (PCP) temperature head transmitter for converting various input signals into an scalable 4 to 20 mA analog output signal
- Input:
 - Resistance thermometer (RTD)
 - Thermocouple (TC)
 - Resistance transmitter (Ω)
 - Voltage transmitter (mV)
- Online configuration using PC with TXU10-AA configuration kit (accessory)

Your benefits

- Universally PC programmable for various signals
- 2 wire technology, 4 to 20 mA analog output
- High accuracy in total ambient temperature range
- Fault signal on sensor break or short circuit, presettable to NAMUR NE 43
- EMC to NAMUR NE 21, CE
- UL recognized component to UL 3111-1
- GL Germanischer Lloyd marine approval
- Ex certification
 - ATEX Ex ia and dust ex zone 22 in compliance with EN 50281-1
 - FM IS
 - CSA IS
- Galvanic isolation
- Online configuration during measurement using SETUP connector
- Customer-specific linearization
- Adjustment of characteristic curve
- Output simulation



По вопросам продаж и поддержки обращайтесь:

Архангельск (8182)63-90-72
 Астана +7(7172)727-132
 Астрахань (8512)99-46-04
 Барнаул (3852)73-04-60
 Белгород (4722)40-23-64
 Брянск (4832)59-03-52
 Владивосток (423)249-28-31
 Волгоград (844)278-03-48
 Вологда (8172)26-41-59
 Воронеж (473)204-51-73
 Екатеринбург (343)384-55-89
 Иваново (4932)77-34-06
 Ижевск (3412)26-03-58
 Иркутск (395) 279-98-46

Казань (843)206-01-48
 Калининград (4012)72-03-81
 Калуга (4842)92-23-67
 Кемерово (3842)65-04-62
 Киров (8332)68-02-04
 Краснодар (861)203-40-90
 Красноярск (391)204-63-61
 Курск (4712)77-13-04
 Липецк (4742)52-20-81
 Магнитогорск (3519)55-03-13
 Москва (495)268-04-70
 Мурманск (8152)59-64-93
 Набережные Челны (8552)20-53-41
 Нижний Новгород (831)429-08-12

Новокузнецк (3843)20-46-81
 Новосибирск (383)227-86-73
 Омск (3812)21-46-40
 Орел (4862)44-53-42
 Оренбург (3532)37-68-04
 Пенза (8412)22-31-16
 Пермь (342)205-81-47
 Ростов-на-Дону (863)308-18-15
 Рязань (4912)46-61-64
 Самара (846)206-03-16
 Санкт-Петербург (812)309-46-40
 Саратов (845)249-38-78
 Севастополь (8692)22-31-93
 Симферополь (3652)67-13-56

Смоленск (4812)29-41-54
 Сочи (862)225-72-31
 Ставрополь (8652)20-65-13
 Сургут (3462)77-98-35
 Тверь (4822)63-31-35
 Томск (3822)98-41-53
 Тула (4872)74-02-29
 Тюмень (3452)66-21-18
 Ульяновск (8422)24-23-59
 Уфа (347)229-48-12
 Хабаровск (4212)92-98-04
 Челябинск (351)202-03-61
 Череповец (8202)49-02-64
 Ярославль (4852)69-52-93

Киргизия (996)312-96-26-47

Казахстан (772)734-952-31

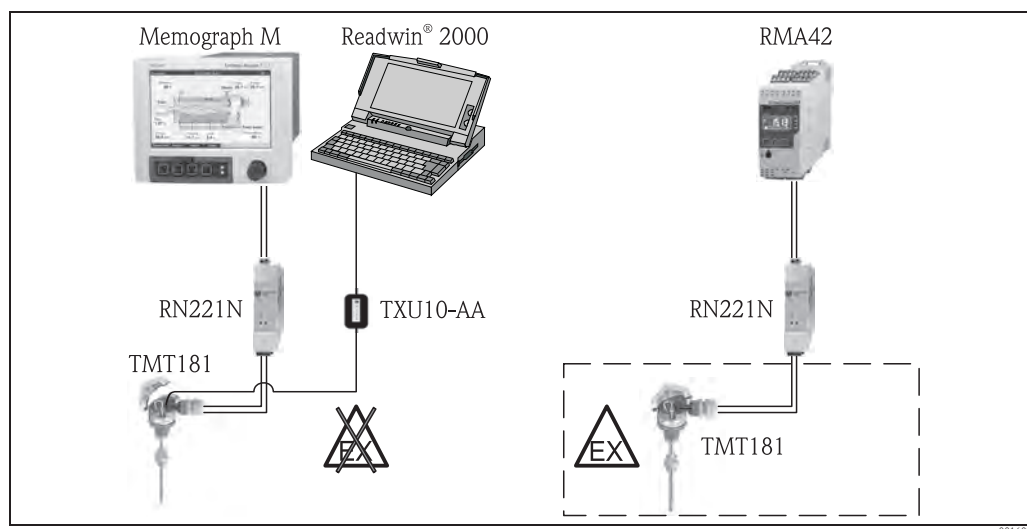
Таджикистан (992)427-82-92-69

Эл. почта: ang@nt-rt.ru || Сайт: <http://acscontsys.nt-rt.ru/>

Function and system design

Measuring principle

Electronic measurement and conversion of input signals in industrial temperature measurement.



Measuring system

The UTN 500 temperature head transmitter is a two wire transmitter with an analog output. It has measurement input for resistance thermometers (RTD) in 2-, 3- or 4-wire connection, thermocouples and voltage transmitters. Setting up of the UTN 500 is done using the TXU10-AA configuration kit.

Input

Input signal

Resistance thermometer (RTD)

	Type	Measurement ranges	min. measurement range
as per IEC 751 ($\alpha = 0.00385$)	Pt100	-200 up to 850 °C (-328 up to +1562 °F)	10 K (18 °F)
	Pt500	-200 up to 250 °C (-328 up to +482 °F)	10 K (18 °F)
	Pt1000	-200 up to 250 °C (-328 up to +482 °F)	10 K (18 °F)
as per DIN 43760 ($\alpha = 0.00618$)	Ni100	-60 up to 180 °C (-76 up to +356 °F)	10 K (18 °F)
	Ni500	-60 up to 150 °C (-76 up to +302 °F)	10 K (18 °F)
	Ni1000	-60 up to 150 °C (-76 up to +302 °F)	10 K (18 °F)
Connection type		2-, 3- or 4-wire connection cable resistance compensation possible in the 2 wire system (0 up to 20 Ω).	
Sensor cable resistance		max. 11 Ω per wire	
Sensor current		≤ 0.6 mA	

Resistance transmitter (Ω)

Type	Measurement ranges	min. measurement range
Resistance (Ω)	10 up to 400 Ω 10 up to 2000 Ω	10 Ω 100 Ω

Thermocouple (TC)

	Type	Measurement ranges	min. measurement range
as per NIST Monograph 175, IEC 584	B (PtRh30-PtRh6) ¹⁾ E (NiCr-CuNi) J (Fe-CuNi) K (NiCr-Ni) N (NiCrSi-NiSi) R (PtRh13-Pt) S (PtRh10-Pt) T (Cu-CuNi)	0 up to +1820 °C (32 up to 3308 °F) -200 up to +915 °C (-328 up to 1679 °F) -200 up to +1200 °C (-328 up to 2192 °F) -200 up to +1372 °C (-328 up to 2501 °F) -270 up to +1300 °C (-454 up to 2372 °F) 0 up to +1768 °C (32 up to 3214 °F) 0 up to +1768 °C (32 up to 3214 °F) -200 up to +400 °C (-328 up to 752 °F)	500 °C (900 °F) 50 °C (90 °F) 50 °C (90 °F) 50 °C (90 °F) 50 °C (90 °F) 500 °C (900 °F) 500 °C (900 °F) 50 °C (90 °F)
as per ASTM E988	C (W5Re-W26Re) D (W3Re-W25Re)	0 up to 2320 °C (32 up to 4208 °F) 0 up to 2495 °C (32 up to 4523 °F)	50 °C (90 °F) 50 °C (90 °F)
as per DIN 43710	L (Fe-CuNi) U (Cu-CuNi)	-200 up to +900 °C (-328 up to 1652 °F) -200 up to +600 °C (-328 up to 1112 °F)	50 °C (90 °F) 50 °C (90 °F)
w/o	MoRe5-MoRe41	0 up to 2000 °C (32 up to 3632 °F)	500 °C (900 °F)
Cold junction		internal (Pt100) or external (0 up to 80 °C (32 up to 176 °F))	
Accuracy of cold junction		± 1 K (± 1.8 °F)	
Sensor current		30 nA	

1) Higher measurement error for temperatures below 300 °C (572 °F).

Voltage transmitter (mV)

Designation	Measurement ranges	min. measurement range
Millivolt transmitter (mV)	-10 up to 100 mV	5 mV

Output

Output signal

Current output

4 up to 20 mA, 20 to 4 mA

Signal on alarm

Measurement range undercut	linear drop to 3.8 mA
Exceeding measurement range	linear rise to 20.5 mA
Sensor breakage, sensor short circuit ¹⁾	≤ 3.6 mA or ≥ 21.0 mA

1) Not for thermocouple

Load

Max. load: $(V_{\text{supply}} - 8 \text{ V}) / 0.025 \text{ A}$

Transmission behavior

Temperature linear, resistance linear, voltage linear

Galvanic isolation

I/O: U = 2 kV AC

Filter

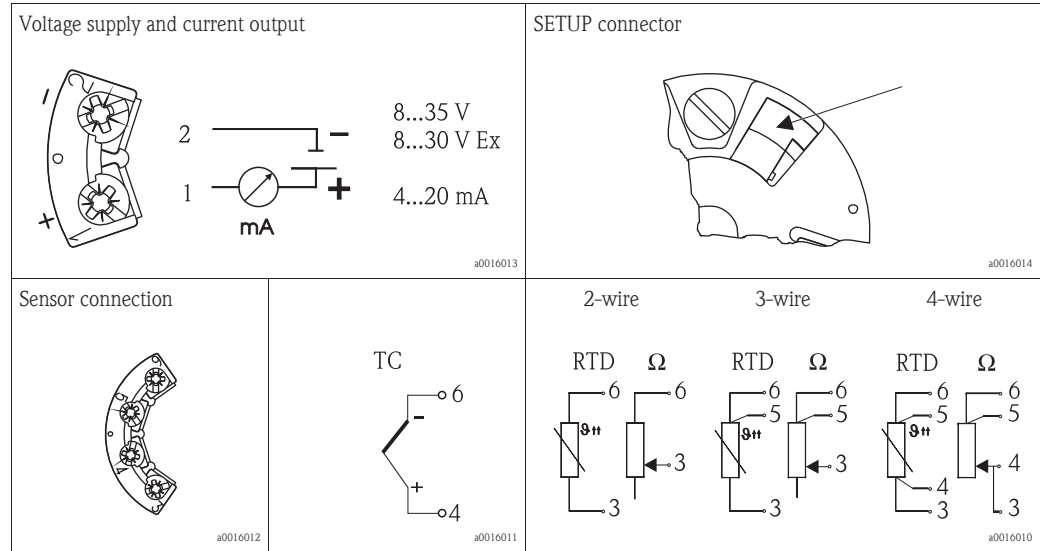
1st degree digital filter: 0 up to 8 s

Current limit $\leq 25 \text{ mA}$

Switch-on delay 4 s ($I_a = 3.8 \text{ mA}$ during switch-on)

Power supply

Terminal assignment



Supply voltage 8 up to 35 V DC, polarity protected
Ex version: 8 up to 30 V DC

Residual ripple Permissible residual ripple $U_{SS} \leq 5 \text{ V}$ at $U_b \geq 13 \text{ V}$, $f_{\max} = 1 \text{ kHz}$

Performance characteristics

Response time 1 s

Reference operating conditions Calibration temperature $23 \text{ }^\circ\text{C} \pm 5 \text{ K}$ ($73.4 \text{ }^\circ\text{F} \pm 9 \text{ }^\circ\text{F}$)

Maximum measured error Resistance thermometer (RTD)

Type	Measurement accuracy ¹⁾
Pt100, Ni100	0.2 K (0.36 °F) or 0.08 %

1) % is related to the adjusted measurement range (the value to be applied is the greater).

Resistance transmitter (Ω)

Type	Measurement accuracy ¹⁾	Measurement range
Resistance	$\pm 0.1 \text{ } \Omega$ or 0.08 %	10 up to 400 Ω
	$\pm 1.5 \text{ } \Omega$ or 0.12 %	10 up to 2000 Ω

1) % is related to the adjusted measurement range (the value to be applied is the greater).

Thermocouple (TC)

Type	Measurement accuracy ¹⁾
K, J, T, E, L, U N, C, D S, B, R, MoRe5MoRe41	typ. 0.5 K (0.8 °F) or 0.08 % typ. 1.0 K (1.8 °F) or 0.08 % typ. 2.0 K (3.6 °F) or 0.08 %
Influence of the internal reference junction	Pt100 DIN IEC 751 Kl. B

1) % is related to the adjusted measurement range (the value to be applied is the greater).

Voltage transmitter (mV)

Type	Measurement accuracy ¹⁾	Measurement range
Millivolt transmitter	± 20 µV or 0.08 %	-10 up to 100 mV
Influence of the supply voltage	≤ ± 0.01 %/V deviation from 24 V ²⁾	
Influence of the load	≤ ± 0.02 %/100 Ω ²⁾	

1) % is related to the adjusted measurement range (the value to be applied is the greater).

2) All data is related to a measurement end value (FSD) of 20 mA.

Long-term drift

0.1 K/year (0.18 °F/year) ¹⁾ or 0.05 %/year ¹⁾²⁾

Influence of ambient temperature

T_d = temperature drift
 $\Delta\theta$ = deviation of ambient temperature from reference condition
For temperatures in °F, divide the result by 1.8.

Resistance thermometer (RTD):

$T_d = \pm (15 \text{ ppm/K} * \text{max. measurement range} + 50 \text{ ppm/K} * \text{preset measurement range}) * \Delta\theta$

Resistance thermometer Pt100:

$T_d = \pm (15 \text{ ppm/K} * (\text{range end value} + 200) + 50 \text{ ppm/K} * \text{preset measuring range}) * \Delta\theta$

Thermocouple (TC):

$T_d = \pm (50 \text{ ppm/K} * \text{max. measurement range} + 50 \text{ ppm/K} * \text{preset measurement range}) * \Delta\theta$

Installation

Mounting location

Terminal head as per DIN EN 50446 Form B; field housing TAF10

Orientation

No restrictions

1) under reference conditions

2) % is related to the adjusted measurement range (the value to be applied is the greater).

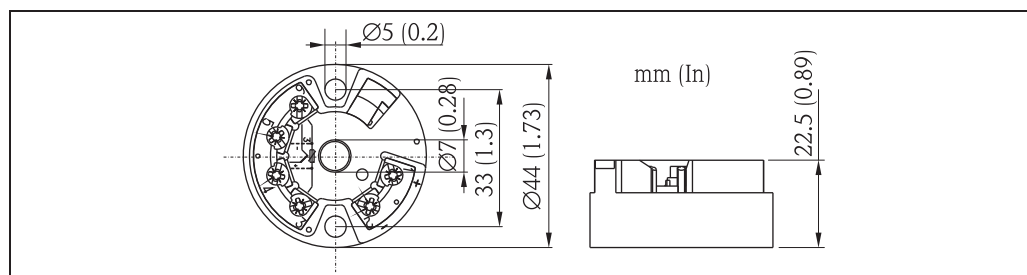
Environment

Ambient temperature range -40 up to +85 °C (-40 up to +185 °F) (for Ex-areas, see Ex-certification or control drawings)

Storage temperature -40 up to +100 °C (-40 up to +212 °F)

Mechanical construction

Design, dimensions



Dimensions of the head transmitter

Weight 40 g (1.41 oz.)

Materials Housing: PC
Potting: PUR

Terminals Cable up to max. 1.75 mm² (16 AWG)

Operability

Operating concept

Remote operation

Configuration kit TXU10-AA (accessory)
Interface cable plus PC software Readwin® 2000
Interface: PC interface connection cable TTL -/- RS232 with plug
Configurable parameters: sensor type and connection type, measurement dimension (°C/°F), measurement ranges, internal/external cold junction, compensation of cable resistance for 2-wire connection, signal on alarm, output signal (4 up to 20 mA/20 to 4 mA), digital filter (damping), offset, measurement point identification (8 characters), output simulation.

Certificates and approvals

CE mark This unit complies with the legal requirements laid out within the EU regulations.

Ex approval For further details on the available Ex versions (ATEX, CSA, FM, etc.), please contact your nearest E+H sales organization. All relevant data for hazardous areas can be found in separate Ex documentation. If required, please request copies from us or your E+H sales organization.



certifications

A	variation for Ex-free range
B	ATEX II 1 G EEx ia IIC T4/T5/T6
C	FM IS, Class I, Div. 1+2, Group A,B,C,D
D	CSA IS, Class I, Div. 1+2, Group A,B,C,D
E	ATEX II 3 G EEx nA IIC T4/T5/T6

connection type

A	standard factory setting 3-wire
2	configuration connection type RTD 2-wire
3	configuration connection type RTD 3-wire
4	configuration connection type RTD 4-wire
1	configuration connection type thermal element TC

configuration temperature sensor

A	standard factory setting Pt100
1	Pt100 (-200°C... 850°C, min.SP 10K) according to IEC 60751 (α=0,00385)
2	Ni100 (-60°C... 180°C, min.SP 10K)
3	Pt500 (-200°C...250°C, min.SP 10K)
4	Ni500 (-60°C...150°C, min.SP 10K)
5	Pt1000 (-200°C...250°C, min.SP 10K)
6	Ni1000 (-60°C...150°C, min.SP 10K)
7	resistiv sensor 10...400 ohm, min. span 10 ohm
8	resistiv sensor 10...2000 ohm, min. span 100 ohm
B	type B (0°C...1820°C, min.SP 500K)
C	type C (0°C...2320°C, min.SP 500K)
D	type D (0°C...2495°C, min.SP 500K)
E	type E (-200°C... 1000°C, min.SP 50K)
J	type J (-200°C...1200°C, min.SP 50K)
K	type K (-200°C...1372°C, min.SP 50K)
L	type L (-200°C...900°C, min.Sp 50K)
N	type N (-270°C...1300°C, min.Sp 50K)
R	type R (-50°C...1768°C, min.Sp 500K)
S	type S (-50°C...1768°C, min.Sp 500K)
T	type T (-200°C... 400°C, min.Sp 50K)
U	type U (-200°C... 600°C, min.Sp 50K)
V	configuration voltage transducer -10...100mV, min. span 5mV

configuration

A	standard-factory setting Pt100/3-wire/0-100°C
B	custom specified configuration measuring range
C	custom specified erweiterete configuration TC
D	custom specified erweiterete configuration RTD

Order code

UTN-500- **S**

Equipment

Ordering information

KKN 500
GM 500
TTL/RS 232 C
KKN 501

Model

configuration kit (incl. GM 500) + RS232-interface cable
 setup-programm
 PC-interface cable
 configuration kit (incl. GM500 and USB-connection)

По вопросам продаж и поддержки обращайтесь:

Архангельск (8182)63-90-72
 Астана +7(7172)727-132
 Астрахань (8512)99-46-04
 Барнаул (3852)73-04-60
 Белгород (4722)40-23-64
 Брянск (4832)59-03-52
 Владивосток (423)249-28-31
 Волгоград (844)278-03-48
 Вологда (8172)26-41-59
 Воронеж (473)204-51-73
 Екатеринбург (343)384-55-89
 Иваново (4932)77-34-06
 Ижевск (3412)26-03-58
 Иркутск (395) 279-98-46

Казань (843)206-01-48
 Калининград (4012)72-03-81
 Калуга (4842)92-23-67
 Кемерово (3842)65-04-62
 Киров (8332)68-02-04
 Краснодар (861)203-40-90
 Красноярск (391)204-63-61
 Курск (4712)77-13-04
 Липецк (4742)52-20-81
 Магнитогорск (3519)55-03-13
 Москва (495)268-04-70
 Мурманск (8152)59-64-93
 Набережные Челны (8552)20-53-41
 Нижний Новгород (831)429-08-12

Новокузнецк (3843)20-46-81
 Новосибирск (383)227-86-73
 Омск (3812)21-46-40
 Орел (4862)44-53-42
 Оренбург (3532)37-68-04
 Пенза (8412)22-31-16
 Пермь (342)205-81-47
 Ростов-на-Дону (863)308-18-15
 Рязань (4912)46-61-64
 Самара (846)206-03-16
 Санкт-Петербург (812)309-46-40
 Саратов (845)249-38-78
 Севастополь (8692)22-31-93
 Симферополь (3652)67-13-56

Смоленск (4812)29-41-54
 Сочи (862)225-72-31
 Ставрополь (8652)20-65-13
 Сургут (3462)77-98-35
 Тверь (4822)63-31-35
 Томск (3822)98-41-53
 Тула (4872)74-02-29
 Тюмень (3452)66-21-18
 Ульяновск (8422)24-23-59
 Уфа (347)229-48-12
 Хабаровск (4212)92-98-04
 Челябинск (351)202-03-61
 Череповец (8202)49-02-64
 Ярославль (4852)69-52-93

Киргизия (996)312-96-26-47

Казахстан (772)734-952-31

Таджикистан (992)427-82-92-69

Эл. почта: ang@nt-rt.ru || Сайт: <http://acscontsys.nt-rt.ru/>